



Denver Attendee  
Information Packet

April 20, 2017 – April 23, 2017

# Welcome Letter

Dear Sewtopia Denver attendee,

It is a great pleasure for us to welcome you to the Embassy Suites Denver Downtown.

We have a great schedule during the weekend of Sewtopia Denver. Please take a few minutes to read through the information in this packet. It includes our itinerary and other important information (*more info will be coming out in the next couple weeks*).

This weekend you'll be taking classes taught by extraordinary and influential women from the modern quilting world. We hope that you will leave all the stresses of daily life behind to indulge yourself, focus on class projects, and get together with friends, old and new.

We look forward to spending the time with you in Denver! If we can do anything to make your stay more pleasant, please let us know. Thank you for joining Sewtopia!

Sincerely,

Amy & Staff



Amy Newbold



Jen Carlton-Bailly

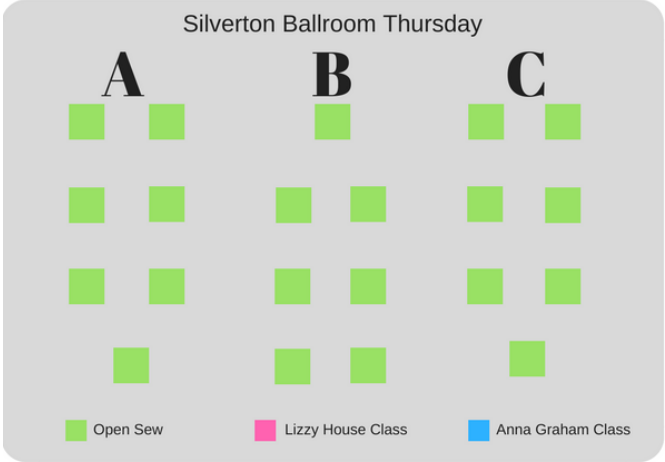


Megan White Callahan



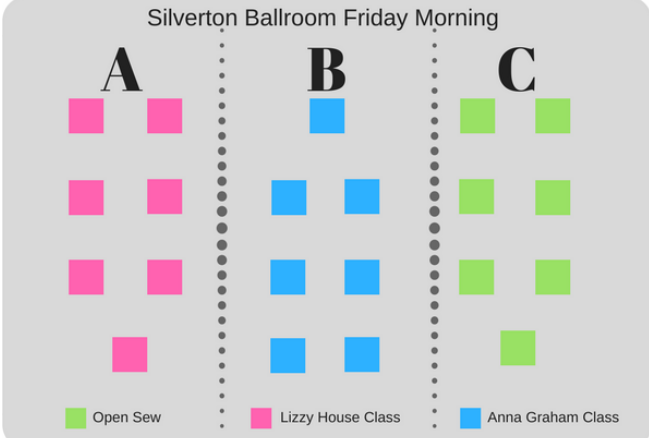
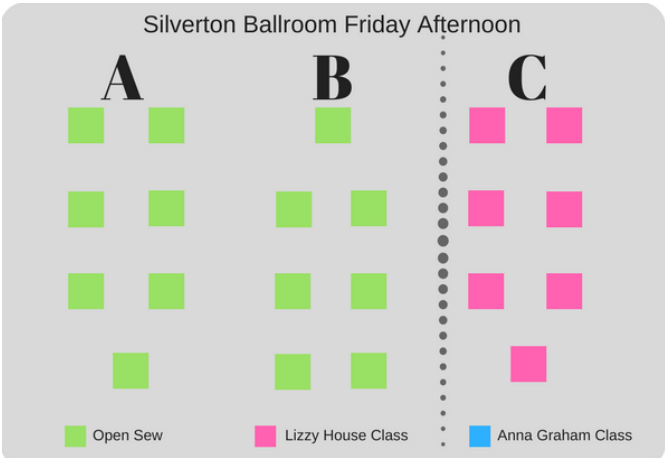
Marci Warren-Elmer

Thursday, April 20, 2017

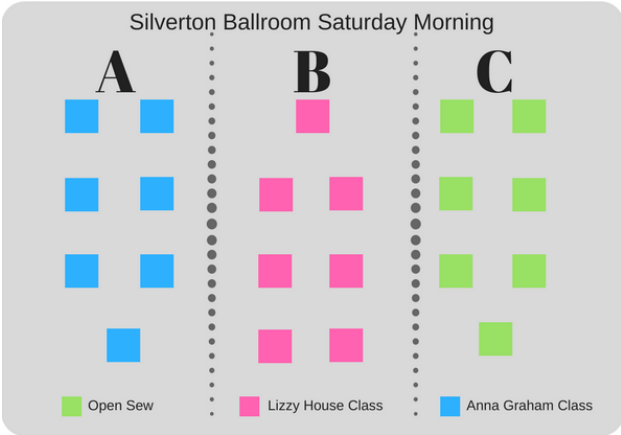
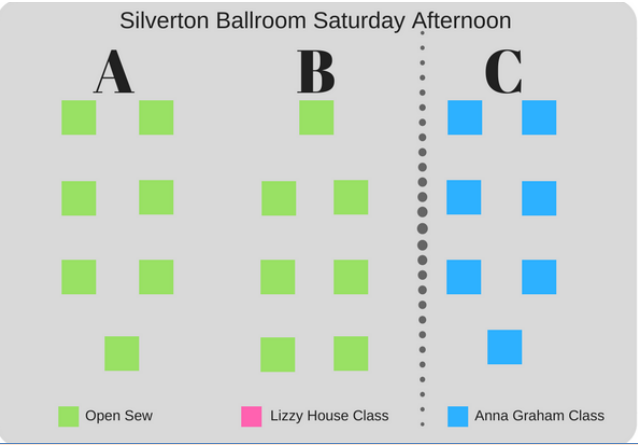
8:00 AM - 9:00 AM		<b>Early Morning Check In</b> <b>Silverton Foyer</b> <b>2<sup>nd</sup> Floor</b> <i>*Sewing Lounge will not be open*</i>
10:00 AM - 3:00 PM		<b>Shop Hop</b> <b>Main Lobby</b> <b>Lobby Level</b>
4:00 PM - 5:00 PM		<b>Night Check In</b> <b>Silverton Foyer</b> <b>2<sup>nd</sup> Floor</b>
7:30 PM - 8:30 PM		<b>Welcome Reception</b> <b>Cripple Creek Room</b> <b>2<sup>nd</sup> Floor</b>
8:30 PM - 9:30 PM		<b>Make n' Take with Jen</b> <b>Silverton Ballroom</b> <b>2<sup>nd</sup> Floor</b>
6:00 PM - 12:00 AM		<b>Sewing Lounge Open</b> <b>Silverton Ballroom</b> <b>2<sup>nd</sup> Floor</b>   <p>Silverton Ballroom Thursday</p> <p><b>A</b>                      <b>B</b>                      <b>C</b></p> <p>■ Open Sew                      ■ Lizzy House Class                      ■ Anna Graham Class</p>



Friday, April 21, 2017

<p>8:00AM - 12:00PM</p>	<p><b>Silverton A   Class with Lizzy House</b> <b>Silverton B   Class with Anna Graham</b> <b>Silverton C   Open Sew</b> <b>Sewtopia Sewing Lounge</b> <b>Silverton Room</b> <b>2<sup>nd</sup> Floor</b></p> <p>Silverton Ballroom Friday Morning</p>  <p>Legend: <span style="color: green;">■</span> Open Sew    <span style="color: pink;">■</span> Lizzy House Class    <span style="color: blue;">■</span> Anna Graham Class</p>
<p>12:00PM - 1:00PM</p>	<p><b>Lunch</b> <b>Cripple Creek Room</b> <b>2<sup>nd</sup> Floor</b></p>
<p>1:00PM - 5:00PM</p>	<p><b>Silverton A   Open Sew</b> <b>Silverton B   Open Sew</b> <b>Silverton C   Class with Lizzy House</b> <b>Sewtopia Sewing Lounge</b> <b>Silverton Room</b> <b>2<sup>nd</sup> Floor</b></p> <p>Silverton Ballroom Friday Afternoon</p>  <p>Legend: <span style="color: green;">■</span> Open Sew    <span style="color: pink;">■</span> Lizzy House Class    <span style="color: blue;">■</span> Anna Graham Class</p>
<p>5:00PM - Midnight</p>	<p><b>Sewing Lounge Open Sew</b> <b>Silverton Room</b> <b>2<sup>nd</sup> Floor</b></p>

Saturday, April 9, 2016

<p>8:00AM - 12:00PM</p>	<p><b>Silverton A   Class with Anna Graham</b> <b>Silverton B   Class with Lizzy House</b> <b>Silverton C   Open Sew</b> <b>Sewtopia Sewing Lounge</b> <b>Silverton Room</b> <b>2<sup>nd</sup> Floor</b></p>  <p>Silverton Ballroom Saturday Morning</p> <p>A B C</p> <p>■ Open Sew   ■ Lizzy House Class   ■ Anna Graham Class</p>
<p>12:00PM - 1:00PM</p>	<p><b>Lunch</b> <b>Cripple Creek</b> <b>2<sup>nd</sup> Floor</b></p>
<p>1:00PM - 5:00pm</p>	<p><b>Silverton A   Open Sew</b> <b>Silverton B   Open Sew</b> <b>Silverton C   Class with Anna Graham</b> <b>Sewtopia Sewing Lounge</b> <b>Silverton Room</b> <b>2<sup>nd</sup> Floor</b></p>  <p>Silverton Ballroom Saturday Afternoon</p> <p>A B C</p> <p>■ Open Sew   ■ Lizzy House Class   ■ Anna Graham Class</p>
<p>5:00PM - Midnight</p>	<p><b>Sewing Lounge Open Sew</b> <b>Silverton Room</b> <b>2<sup>nd</sup> Floor</b></p>
<p>7:00PM - 8:00PM</p>	<p><b>Michael Miller Show n' Tell &amp; Awards</b> <b>Silverton Room</b> <b>2<sup>nd</sup> Floor</b></p>

Sunday, April 10, 2015

Sewing Lounge Open Silverton Ballroom 2 <sup>nd</sup> Floor																
8:00 AM - Noon	<p>Silverton Ballroom Sunday Morning</p> <table border="1"><thead><tr><th>A</th><th>B</th><th>C</th></tr></thead><tbody><tr><td>■ ■</td><td>■</td><td>■ ■</td></tr><tr><td>■ ■</td><td>■ ■</td><td>■ ■</td></tr><tr><td>■ ■</td><td>■ ■</td><td>■ ■</td></tr><tr><td>■</td><td>■ ■</td><td>■</td></tr></tbody></table> <p>■ Open Sew      ■ Lizzy House Class      ■ Anna Graham Class</p>	A	B	C	■ ■	■	■ ■	■ ■	■ ■	■ ■	■ ■	■ ■	■ ■	■	■ ■	■
A	B	C														
■ ■	■	■ ■														
■ ■	■ ■	■ ■														
■ ■	■ ■	■ ■														
■	■ ■	■														

## Sewing Lounge Information & Supply List:

Sewtopia recommends you bring a very basic sewing kit for your projects. Below are the items that we suggest attendees bring:

- Thread ([Aurifil](#) will be providing one spool of thread to each attendee, this is just in case you need more)
- Pins
- Seam Ripper
- Marking pens/pencil
- Fabric Scissors
- Travel Size Ruler (*Sewtopia will have a standard 24x6 1/2 rulers for general use*)
- Rotary Cutter (*Sewtopia will have a couple of 45mm rotary cutters available for general use*)
- Small Cutting Mat suggested size 12x18 (*Sewtopia will have a couple of cutting stations for general use*)

Sewtopia Sewing Lounge will have 6 to 8 ironing & cutting stations. Each station will have a large mat with a standard ruler and rotary cutter. Each ironing station will have a [Reliable](#) Sensor Velocity V200 iron and [Soak](#) Flatter Smoothing Spray.

Officially, the Sewing Lounge will open at 6:00PM on Thursday night, attendees can choose their permanent seats after at this time. The Sewing Lounge will be made up of 20 tables that seat up to 4. [Bernina staff](#) will be on hand to help you setup if you're registered for a [Bernina 350PE Machine](#). If you brought your own machine, and there's a Bernina machine at your spot, the Bernina staff will move it for you. Don't worry about packing your items up every night, Sewtopia staff will make sure the room is locked every night and reopen in the morning at 8am



# Instructors & Class Information



Anna is a mom to two crazy and incredibly inspiring little girls. Her oldest daughter had the curliest blonde hair when she was a toddler and Anna's nickname for her was 'noodlehead'. It's one of many nicknames, but it stuck, it's fun and a little goofy – just like her and her family.

Like many, she grew up sewing with her mom. It wasn't her favorite thing to do, but she loved being able to make something on her own. Having two daughters gave her the drive to start sewing more; and after discovering the blogging world, she never turned back.

Anna graduated in 2002 with a B.A. in Art. She thought she'd spend her working career doing graphic design, and did so for the first 10 years after college. Working in an office made her feel creatively stifled. After falling desperately in love with blogging and being able to do her own creative thing, she turned her passion into a career. She's happy to be able to focus on what she loves: her family and creating.

She will be teaching a brand new bag pattern, called "*Traverse*".

"You'll love taking this versatile and compact crossbody bag on all of your travels. The zippered top main compartment and handy back zippered pocket keep all your essentials secure while the front pocket(s) provides easy access to the items you use most. Easy to use and wear adjustable crossbody strap and two fun sizes to make!" - Anna

Approx. finished dimensions:

12" wide, 9" tall, 2" deep at base (10" wide, 7 ½" tall for mini size)

## MATERIALS LIST (KIT FEE TBA):

**Fabric requirements based on 44"-wide and fabric. Mini size noted in { }.**

- ¾ yard {½ yard} exterior fabric
- ¾ yard {½ yard} lining fabric
- ½ yard Accent fabric (for piping and strap)
- 2 yards {1 ½ yards} fusible woven interfacing (Pellon SF101 - 20"-wide)
- (2) ¾"-wide rectangle rings
- ¾"-wide strap slider
- 14" zipper {12" zipper}
- (1) 8" zipper {6" zipper}
- size 24 metal snap

Recommended Fabrics: Cotton canvas, cotton/linen canvas, twill, home dec for exterior. Quilting cotton for accent and lining.

Additional supplies + tools:

- Polyester thread,
- Water-soluble pen/tailor's chalk,
- Cutting mat, ruler,
- Rotary cutter,
- Glue pen (Sewline glue pen is my favorite),
- Size 14 or 16 denim or Microtex needle,
- Turning tool,
- Snap setting tool,
- 1 yard of 1/8" diameter cotton cording for making piping,
- ¼"-wide fusible web tape,
- Piping foot



# Instructors & Class Information Cont'

Lizzy House is a textile designer, printmaker, illustrator, educator, and author. For the past several years Lizzy has traveled the world in pursuit of knowledge and adventure as well as a love for sharing her work with groups of women across the globe. If Lizzy is not asleep on an airplane she can be found: writing a list, drawing a cat, planning some future garden, or dreaming about her next trip.

She will be teaching a brand new mystery quilt pattern, This quilt will be revealed at Sewtopia Denver.



## MATERIALS LIST (KIT FEE \$3.00):

- 24 fat quarters (*fabric can be solid, but prints are great and should have a pretty range in value*)
- Coordinating thread
- Basic quilting supplies
- Notebook and pencil for notes



*" It's time for a new mystery quilt! Sewtopia Denver will be the first to solve it! I'm excited and in love with this quilt. #alwayscurves" - Lizzy House*



# Shop Hop

On Thursday, April 20<sup>th</sup> we ask the attendees to meet in the Main Lobby of the Embassy Suites Denver Downtown Convention Center for our local shop hop.\* We'll have a bus that will take you to some great quilt shops around the Denver area. We ask that you meet in the lobby 10 to 15 minutes before 10am so we can leave on time. If you can't make the shop, don't worry each shop will be offering their discount to you throughout the weekend, just present your attendee badge.

Shop Hop Schedule		
10:00AM - 1:00PM	<a href="#">The Presser Foot</a> <i>(Light Sandwich Lunch will be served)</i>	2430 Main Street Longmont, Denver
2:00PM - 3:00PM	<a href="#">Fabric Bliss</a>	989 Santa Fe Drive Denver, Colorado
3:30PM-4:30PM	<a href="#">Fancy Tiger Crafts</a>	59 Boardway Denver, Colorado

\*If you want to catch up with the shop hop, please contact one of our staff members to see if there room\*



[The Presser Foot](#) is a full-service BERNINA dealer. We sell and service the entire line of BERNINA sewing, embroidery and overlock machines, including the BERNINA E 16 embroidery machine and BERNINA Q20 and Q24 longarm quilting machines. We know your sewing, quilting and embroidery time is special to you, which is why we believe in selling only the highest quality products at competitive prices in our stores. Our staff are experts at helping you decide which machine is the right one for you, and then we'll also teach you about every aspect of your machine!



As a long time knitter, crocheter, and sewist, I created our curriculum with some of my most favorite projects. Couple that with a life-long obsession with Ikea, my addiction to blog-stalking fabric designers, and my love of hoarding yarn, we opened our doors on March 15th, 2011, and are happy to bring you the modern, fresh, inspiring space we called [Fabric Bliss](#).

Our customers are wonderful; insightful; helpful; encouraging; generous; inspiring. Seeing those who share the same affection for craft that I have is my motivation to continue to build a place where people can gather and infect each other with creativity. Adding in a FABULOUS staff of 14 has only

expounded on the creativity we are HAPPY to bring to you. Teaching you "the way" and encouraging your creativity gives ALL of us great BLISS!



[Fancy Tiger Crafts](#) is a revolutionary shop in Denver, Colorado that specializes in craft supplies and classes for the modern crafter. Owners Jaime Jennings and Amber Corcoran's vision is to inspire people to reach their crafting potential through modern and sustainable supplies and quality instruction. [Fancy Tiger](#) was opened on June 16th, 2006 at 1 S. Broadway in Denver. This tiny DIY boutique paved the way for the recent revitalization of the Broadway shopping district. On January 1st, 2012, [Fancy Tiger Crafts](#) moved just up the street to a larger, newly renovated location at 59 Broadway. The current shop features two large sewing studios and an expansive community space for events and handcrafting. In 2014, Jaime and Amber opened the online store to share the love and inspiration of their little brick and mortar to the world beyond Denver.

Jaime and Amber host our Open Craft Night every Tuesday night and we'd love to meet you! Bring your project and knit, spin, crochet, or embroidery with us from 6 – 9pm. If you're ever in the neighborhood, please visit us and say hi!

# Make & Take Session

We're excited to offer the Denver attendees a small Make & Take session with [Jen Carlton Bailly](#) on Friday night. She will teach you how to master curve piecing with her slick curve template. *(Supply list & project will be announced soon)*

Jen Carlton Bailly is a self-taught sewist who learned to sew from online tutorials. Before she began sewing she graduated from the Art Institute of Seattle in Fashion Marketing. Having a love of textiles, fashion and art, sewing/quilting was a natural progression and a quick addiction. She finds inspiration in everything from an old dresser drawer to a rundown Portland building. You can read about her crafty endeavors at [bettycrockerass.com](#).



---

## Pop Up Shop

[Pink Door Fabrics](#) will be our Pop Up Shop during the event. They will be located right outside the Sewing Lounge.



When you need bright, fun, and modern prints, [Pink Door Fabrics](#) is your go-to shop. Since 2011, it has grown to be a well-known online quilt shop for fabrics, patterns, and supplies. The owner, Chelsea, has a background in interior design, so she curates unique, custom fabric bundles, and quilt kits. They carry designers such as Tula Pink, Alison Glass, Carolyn Friedlander, Lizzy House, and Elizabeth Hartman (just to name a few!). Though based in gorgeous Denver, Colorado, Pink Door Fabrics ships worldwide daily!

Chelsea is offering a special discount to our attendees as well, so you can shop ahead of time and she will bring your orders to Sewtopia for pick up! Check your emails for the discount code. Please have your order in by noon on April 17th to allow time for cutting and packing up of your orders.

Make sure when you're packing for Sewtopia, make sure to leave some room to bring a lot of goodies home!

# #SewtopiaSwap

We have one official swap that attendees can participate in, #sewtopiaswap. This is a blind swap, meaning we are NOT assigning partners. If you choose to participate, we ask that you bring your swap item wrapped at Check-In. If you bring an item to swap, you get one back. We will distribute swap items at the end of Friday night for you to open Saturday morning. General guidelines follows:

- If you're on Instagram please use this hashtag so others can cheer you on and your creative process
- The recommended spending limit is \$15 dollars, don't break the bank!
- Bring your swap item wrapped to Sewtopia Denver
- Make sure there's something saying who it's from like a label or a slip of paper
- Smalls category would be anything smaller than a 24x24 pillow or mini, mug rug, pin cushion, something for a sewing area, or a pouch
- Make something that you love, out of fabrics you adore.
- The folks of Sewtopia will do the secret swap Friday night after the sewing lounge closes. The swap items will be at your sewing station for Saturday morning for you to open.
- Don't worry if you don't do the swap. . . we will only hand out swap gifts to those that participated.
- Questions – email [info@gosewtopia.com](mailto:info@gosewtopia.com) and I'll collect them all in a FAQs email to everyone.



---

## Virtual Shop Hop

Sewtopia has a handful of great fabric stores for their attendees to shop virtually while their attending the event. Each shop will have their promotion code in the attendee's swag bag.



# Michael Miller Fabric Challenge

Sewtopia and [Michael Miller Fabrics](#) sent a great bundle of fat quarters to each of the attendees. We choose to spotlight some of [Laura Gunn](#)'s new fabric collection called, "[Valencia](#)" for the challenge. Attendees can use one or all of the fabric prints, just make sure to only use Michael Miller Fabrics with your creation. At the time of check-in, we'll ask for the project and your entry form. We'll display everyone's project during the weekend. Our judges will do their best and decide on the winners by Friday night. We'll do a show n' tell of everyone's project Saturday night at 8PM and announce the winners then.


Michael Miller was born in the spring of 1999. The brainchild of Michael Steiner and Kathy Miller. Two parents brought together not by love and marriage but solely by professional respect for each other's' abilities. By leveraging their lives for an SBA loan, borrowing money from family and living on credit cards, Michael and Kathy were able to give birth to a start-up fabric company called "Michael Miller Fabrics".

michae| miller FABRICS

As time went on the company grew to a team of around 20 people and moved to a "home" of its own at 118 West 22nd street in New York City.

This dedicated and enthusiastic group are committed to expanding with a product that stands out in the industry, while at the same time closely tending to the needs of the customers we hope to inspire.

---

michae  miller FABRICS <b>Entry Form</b>		
<b>Name (First, Last)</b>		
<b>Mailing Address</b>		
<b>City, State, Zip</b>		
<b>Phone Number</b>		
<b>Description of Entry</b>		
<b>Was a pattern used for this project? If so, please credit.</b>		





[The Presser Foot](#) will be on hand near Sewtopia's Sewing Lounge as the BERNINA dealer. They will be providing two to three BERNINA sergers near their demo booth for any attendees looking to finishing clothing projects. They will also have a Q20 in there are for anyone looking to finish their quilts on a longarm machine.



[The Presser Foot](#) is a full-service BERNINA dealer. They sell and service the entire line of BERNINA sewing, embroidery and overlock machines, including the BERNINA E 16 embroidery machine and BERNINA Q20 and Q24 longarm quilting machines. They know your sewing, quilting and embroidery time is special to you, which is why they believe in selling only the highest quality products at competitive prices in our stores.

Their staff are experts at helping you decide which machine is the right one for you, and then they'll also teach you about every aspect of your machine! BERNINA trained technicians are available on-site in both of our stores and work on most brands of home sewing and embroidery machines. They are dedicated to helping you be successful in all your quilting, garment, and fiber arts endeavors.

[The Presser Foot](#) staff is comprised of skilled service technicians, garment sewers, quilters, and instructors with years of experience, training, and patience. When you purchase a BERNINA from The Presser Foot, you are purchasing much more than a sewing machine—you are getting the best sewing system available. They'll provide you with outstanding service, training, and the support that you deserve for your own your BERNINA.

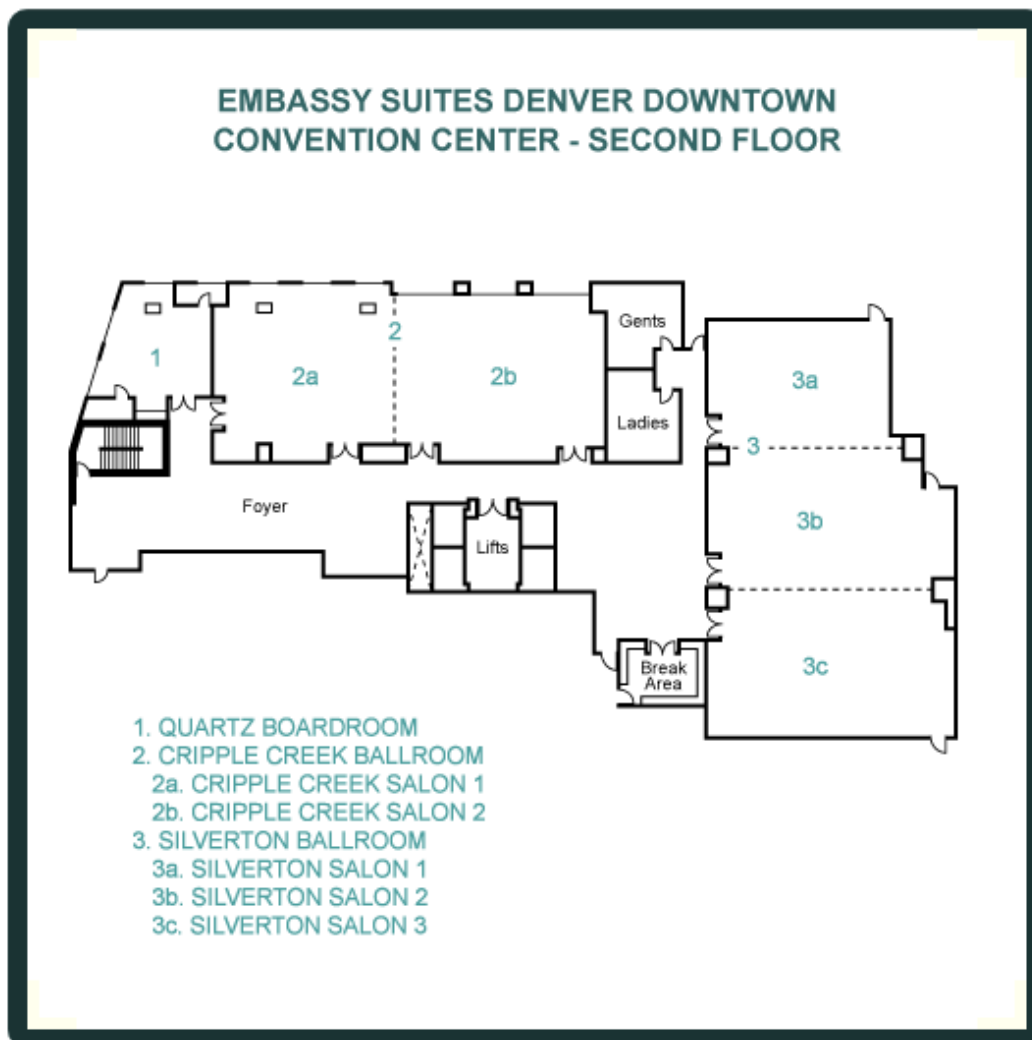
**Sewtopia has a great event because of BERNINA dealers like The Presser Foot!**







# EMBASSY SUITES HOTELS®





**Sewtopia Denver was  
brought to you in part  
by:**

# BERNINA

*made to create*

# michael | miller FABRICS



Pink Door Fabrics 

# PAGE+ PIXEL





westwood acres



**RELIABLE**

**soak**



**CLOUD9  
FABRICS**

**QuiltNow**



**LECIEN**